

# FILIA Financial Report

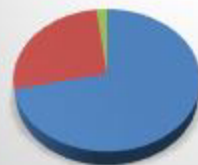
Year End December 31, 2018

## REVENUE

Year End 2018

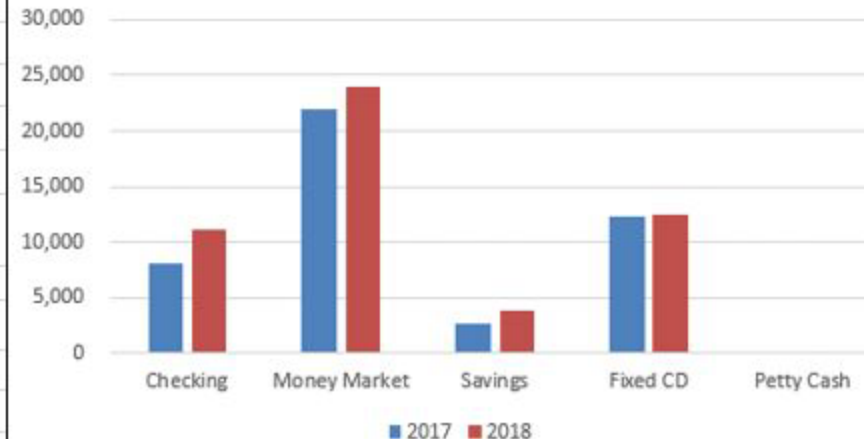
| REVENUE                | ACTUAL         | %   |
|------------------------|----------------|-----|
| <b>Membership Dues</b> | 5,225          | 72% |
| <b>AIS Fund</b>        | 1,935          | 26% |
| <b>Interest Income</b> | 147            | 2%  |
| <b>TOTALS</b>          | <b>\$7,307</b> |     |

## REVENUE



- Membership Dues
- AIS Fund
- Interest Income

## FILIA ASSETS 2017 - 2018



## EXPENSES

Year End 2018

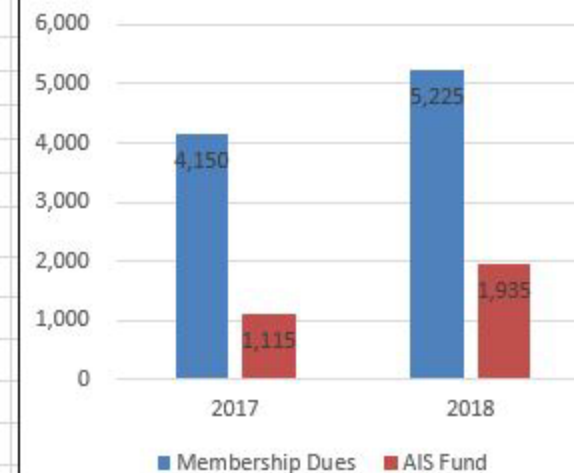
| EXPENSES               | ACTUAL         | %   |
|------------------------|----------------|-----|
| <b>Mass Mailing</b>    | 402            | 38% |
| <b>Office Supplies</b> | 504            | 48% |
| <b>Meetings</b>        | 67             | 6%  |
| <b>Rentals</b>         | 87             | 8%  |
| <b>TOTALS</b>          | <b>\$1,060</b> |     |

## EXPENSES

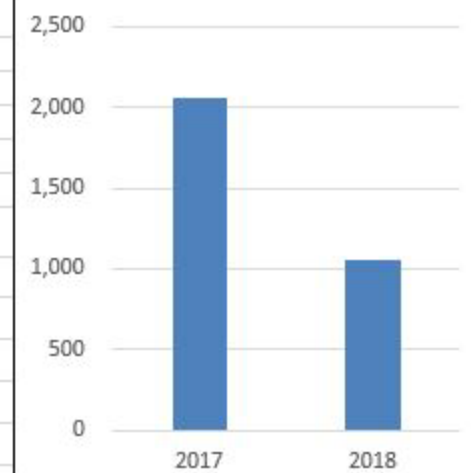


- Mass Mailing
- Office Supplies
- Meetings
- Rentals

## FILIA REVENUE 2017 - 2018



## EXPENSES 2017 - 2018



## ASSETS

Year End 2018

| ASSETS              | ACTUAL          | %   |
|---------------------|-----------------|-----|
| <b>Checking</b>     | 11,043          | 22% |
| <b>Money Market</b> | 23,964          | 47% |
| <b>Savings</b>      | 3,761           | 7%  |
| <b>Fixed CD</b>     | 12,491          | 24% |
| <b>Petty Cash</b>   | 35              | 0%  |
| <b>TOTALS</b>       | <b>\$51,294</b> |     |

## ASSETS



- Checking
- Money Market
- Savings
- Fixed CD
- Petty Cash